

**DOE-Zahlen / Chiffres DOE**

13.03.2019

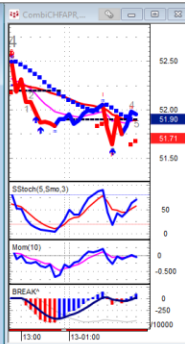
(amerikanische Bestandszahlen in Mio Barrels) / (stocks americains en mio de barils)

	Situation 08/03/2019	± Vorwoche ± sem. passée	09/03/18	ø 5 Jahre ans	Erwartung Estimations
	<b>DOE</b>	<b>DOE</b>	<b>API</b>	<b>DOE</b>	
<b>Distillates</b>	<b>136.369</b>	<b>+0.383</b>	<b>+0.2</b>	133.066	142.7 -1.0/-2.9 ø -1.9
<b>Gasolines/Essence</b>	<b>246.090</b>	<b>-4.624</b>	<b>-5.8</b>	244.758	245.3 -3.7/+0.5 ø -2.5
<b>Crude</b>	<b>449.072</b>	<b>-3.862</b>	<b>-2.5</b>	430.928	469.6 -2.7/+4.5 ø +1.9
	<b>831.531</b>	<b>-8.103</b>		<b>808.752</b>	<b>857.6</b>
<b>Crude prod, mbpd</b>	<b>12.000</b>	<b>-0.100</b>		10.381	
<b>Cushing</b>	<b>46.851</b>	<b>-0.672</b>	<b>-1.1</b>	28.518	
<b>Raff.Kap. / Cap. raff.</b>	<b>87.6%</b>	<b>+0.1%</b>		90.0%	-1.4/+0.5% ø -0.2%
<b>Input Raff. *</b>	<b>16.020</b>	<b>+0.030</b>			
<b>Production Distillates*</b>	<b>4.856</b>	<b>-0.063</b>		4.478	
<b>Production Gasolines*</b>	<b>9.735</b>	<b>-0.117</b>		10.280	
<b>Crude imports *</b>	<b>6.746</b>	<b>-0.255</b>		7.585	
<b>Crude exports*</b>	<b>2.546</b>	<b>-0.257</b>		1.487	
<b>Products imports*</b>	<b>2.152</b>	<b>+0.242</b>			
<b>Products exports*</b>	<b>5.469</b>	<b>-0.230</b>		5.162	
<b>Net imports* - Total</b>	<b>1.113</b>	<b>0.639</b>		2.933	
<b>Crude</b>	<b>4.200</b>	<b>4.198</b>		6.098	
<b>Products</b>	<b>-3.087</b>	<b>-3.559</b>		-3.165	
<b>SPR</b>	<b>649.126</b>	<b>0</b>		665.458	
<b>Nachfrage/demande Distillates *</b>	<b>3.953</b>	<b>-0.192</b>		ø 4 weeks 3.976	
<b>Nachfrage / demande Gasolines *</b>	<b>9.140</b>	<b>+0.078</b>		ø 4 weeks 9.195	
<b>Nachfrage / demande All products* * = mbpd</b>	<b>20.808</b>	<b>+0.318</b>		ø 4 weeks 20.432	

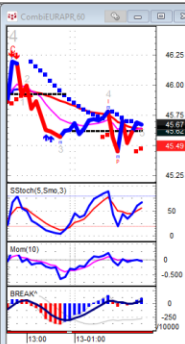
Gasoil MAR 30' 9-20:30



Combi CHF



Combi €



\$/CHF



Euro/\$



Brent MAY



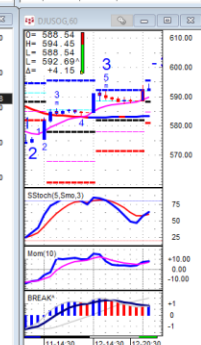
Crude APR



HO APR



Gasoline APR



DJ O&G'

Symbol	Description	LTS	High	Low	NLTT	TMLTT	PCNLQ	TCV	YCV	
IUSDCHF	Switzerland (Franc) Index	10058p	10086	10052	-19	15:51	-0.19			
IEURUSD	Euro / United States Index	11309p	11315	11277	+20	15:51	0.18			
IEURCHF	Euro / Switzerland Index	11375p	11381	11358	-2	15:51	-0.02			
QPJ19	LS Gas Oil, Apr 19	61150y	61325	60700	+350	15:51	0.58	64780	160166	
QPK19	LS Gas Oil, May 19	61200	61400	60750	+400	15:51	0.66	48908	128993	
QPM19	LS Gas Oil, Jun 19	61225	61425	60750	+400	15:50	0.70	42012	106288	
QPN19	LS Gas Oil, Jul 19	61325	61525	60925	+350	15:49	0.70	16508	42510	
QOK19	ICE Brent Crude, May 19	6734	6751	6670	+67	15:51	1.00	134082	286534	
QOM19	ICE Brent Crude, Jun 19	6725	6742	6663	+67	15:50	1.02	102653	173273	
HOEJ19	NY Harbor ULSD, Apr 19	19931	19987	19785	+74	15:51	0.37	32621	102941	
HOEK19	NY Harbor ULSD, May 19	19938	19997	19798	+76	15:51	0.40	28868	96272	
RBEJ19	RBOB Gasoline (Globex), Apr 19	18437	18502	18203	+282	15:51	1.54	32324	70920	
RBEK19	RBOB Gasoline (Globex), May 19	18379	18436	18158	+261	15:50	1.46	34144	63735	
CLEJ19	Crude Light (Globex), Apr 19	5795	5808	5701	+108	15:51	1.90	294618	652798	
CLEK19	Crude Light (Globex), May 19	5827	5839	5734	+107	15:51	1.87	89218	184752	
NGEJ19	Natural Gas (Globex), Apr 19	2808	2818	2762	+24	15:50	0.86	39645	90018	
DJI	DJ Industrial Average	25684.2	25701.3	25633.9	+129.6	15:51	0.49	0	0	
DJUSOG	DJ US Oil & Gas Producers Index	592.71y	594.45	588.54	+4.17	15:51	0.71			